

Data Equity Conversations

Wellness and Prevention Symposium
March 1, 2023



Introductions

1. Charlene Aqpik Apok, Ruby Fried, Travis Hedwig, Rebecca Van Wyck
2. Intro yourself to your neighbor
 - Where are you from?
 - Professional and/or Tribal affiliation
3. What are you hoping to get out of this session?



Alliance Touchstones for Collaboration

1. Be present as fully as possible. Speak our truth from our hearts and minds.
2. Listen generously to each other's truth. Trust that we all hold a piece of the puzzle and we need each other's pieces to understand the whole picture.
3. Embrace differences and be open to learning from each other.
4. When the going gets tough, suspend judgment and get curious. Be quick to forgive and ask open questions to understand.
5. Honor each other's learning and resourcefulness. Trust we each will learn and contribute in our own way, that there is no need to "fix" each other.
6. Make space to pause and reflect to deepen our thinking.
7. Be willing to have meaningful conflict to create unprecedented goals and solutions. When needed, seek counsel for help with conflicts.
8. Allow our ideas to be developed further by others.
9. Seek common ground. When we can't fully agree, we commit to seeing what happens from a humble posture of learning, reaching a decision we can all live with.
10. Accept that we will sometimes fail, but will learn together and move forward, also known as failing forward.
11. Help each other to have the confidence to spread our wings, be creative, and take on new roles.
12. Balance our yearning for change with patience for the process of change and growth.
13. Make the way we work together be an example of what's possible.



**How/where does data show up in
your everyday life?**



Session Goal:

**Building connections and shared meaning and goals
around Data Equity in Alaska.**



Today's agenda



- Data Equity - building shared meaning for this session
- Overview of previous Data Equity work by The Alliance
- Exploring data equity activities and conversations: 2 part activity
- Next steps - How can we work together to improve Data Equity in Alaska?



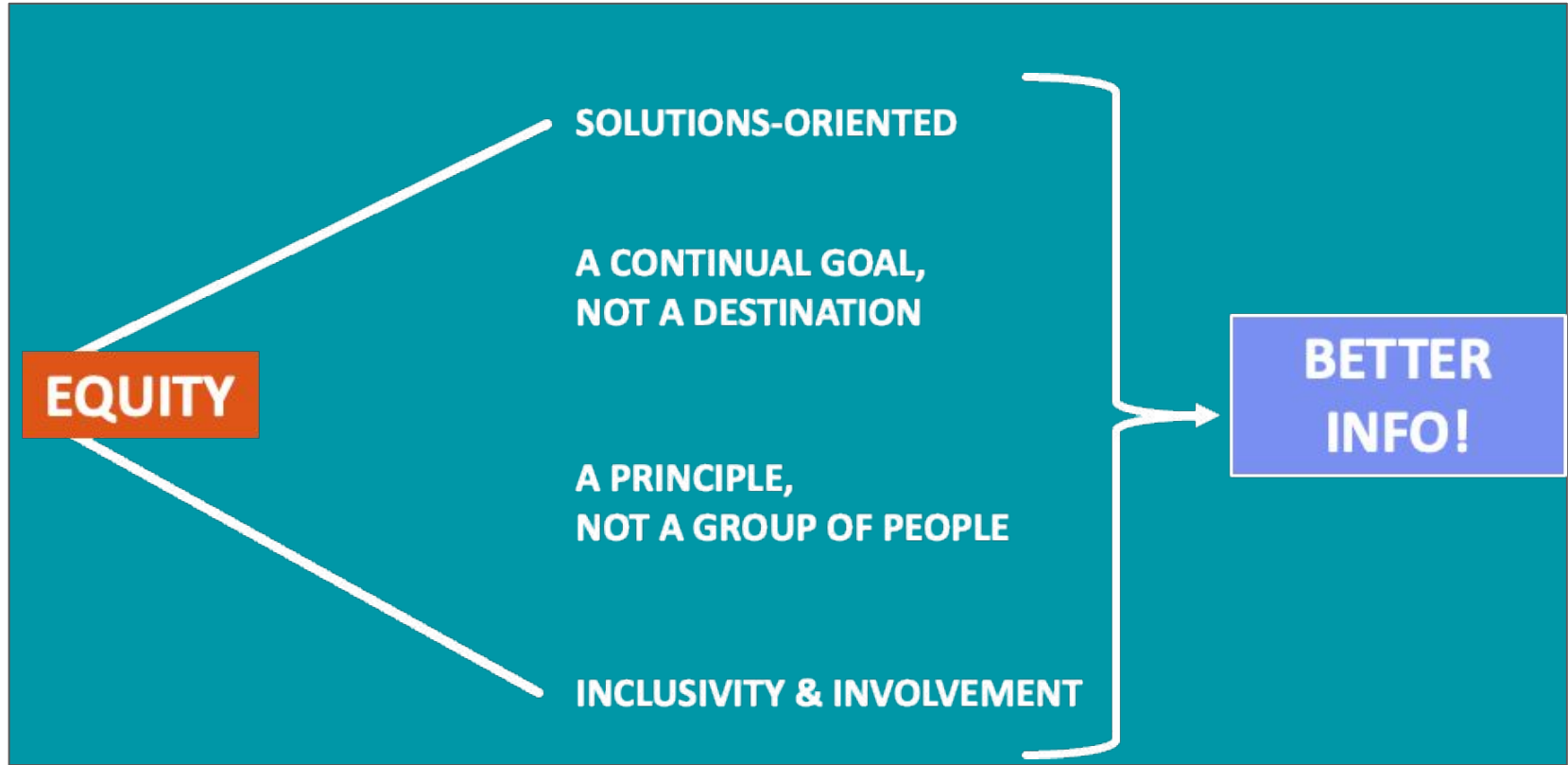
What is Data Equity?

The term 'data equity' ... refers to **the consideration, through an equity lens, of the ways in which data is collected, analyzed, interpreted, and distributed**" (Lee-Ibarra, 2021)

Data equity is a **set of principles and practices** to guide anyone who works with data through every step of a project through the lens **of justice, equity, and inclusivity**" (Data.org)



Why Data Equity?



Data Equity Framework



FUNDING



MOTIVATION



PROJECT DESIGN



**DATA COLLECTION
& SOURCING**



ANALYSIS



INTERPRETATION



**COMMUNICATION &
DISTRIBUTION**

Equity-Based Data Approach

Restore
communities as
the authors and
owners of the data

Acknowledging
system inequities,
and their current
and historical
underpinnings

Equity based data
will require shifts in
power

A Need for Data Equity Conversations

People want and deserve to share their thoughts and feelings

Power
Re-balance

Communities each have unique sociocultural, political, and economic factors

Data
Sovereignty

Data-related issues:

- Communities were/are forced to rely on other people to explain what data means
- “Helicopter Effect”
- Focus on deficiencies rather than strengths

Prior work on Data Equity within The Alliance

Regional Data Scan Findings

Reduce existing data-related inequities

- Urban/rural differences and inequities
- Demographic inequities
- Peer-to-peer support platform (demystifying data collection/use)
- Center communities in prevention-related conversations to identify what they want and need for their own efforts
- Support the use of alternative sources/types of data for decision-making and fulfillment of grant requirements

Increase data collection and availability

- Mental health, ethnicity, economic status by neighborhood (urban areas)
- Faith-based orgs
- School and student-related data
- Local and regional levels
- Capacity to collect usable data for rural communities and smaller grant-funded orgs

Reduce the burden of prevention work

- Aid in building shared regional efforts while avoiding uncoordinated duplication of efforts or redundancies
- Promote cross-regional mentorship
- Support policies and actions that move activities and services from crisis to prevention

*We have

Regional Data Scan Findings

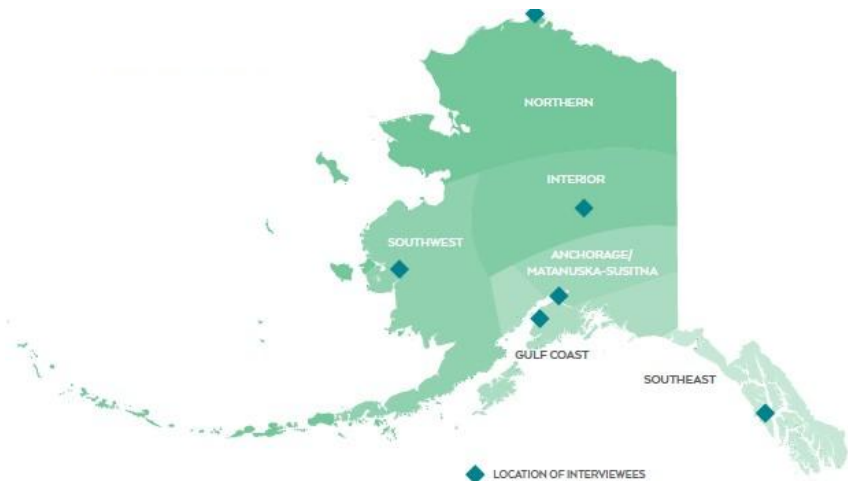
“If you are at a table, look around and if there is no one from the group you are trying to help, then you are not doing the work right.”

Communities feel “overwhelmed by data” and there is a need to build local meaning and connection.

“Make data collection a two-way street for raising awareness.”

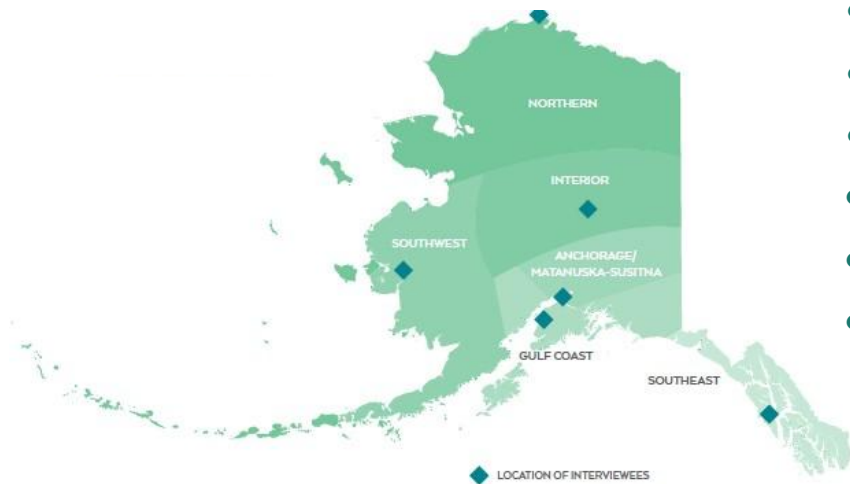
“More quality work is happening in villages where we can connect with everyone.”

“There is so much crisis here, it’s tough to focus on prevention.”



Regional Data Equity Conversations

MAJOR THEMES



- Data use/data sharing
- Data collection tools
- Missing/insufficient data (who, where, when?)
- Strengths-based vs. deficit-based data approaches
- Community/program needs vs. state/grantee needs
- Showing the value of the story behind the numbers

Activity #1: Exploring data equity

Key Questions:

1. What is working well right now?
2. What needs to happen to increase data equity?

To do:

- Based on the major themes written on the sheets of paper around the room, **write down your thoughts on the sticky notes on your table, and stick them onto the large sheets of paper.**
- You may write your name on the sticky note if you'd like!

Sample large sticky note

Data use/Sharing

What is working?

What needs to happen?

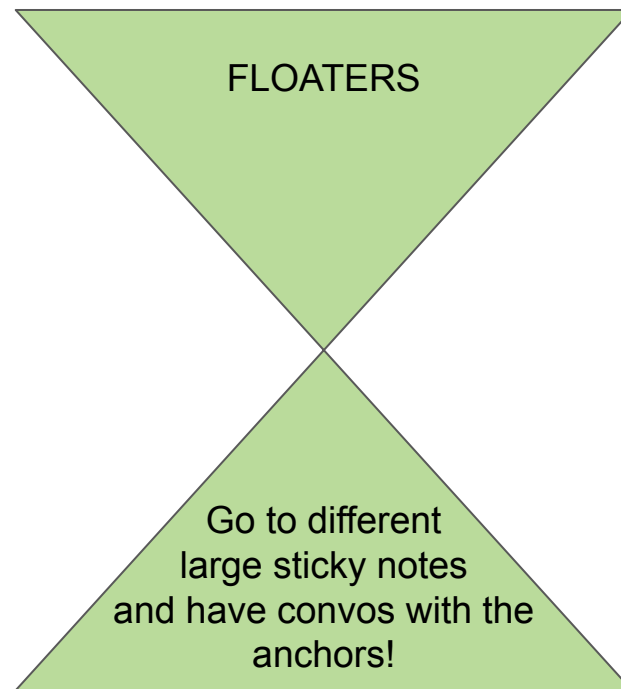
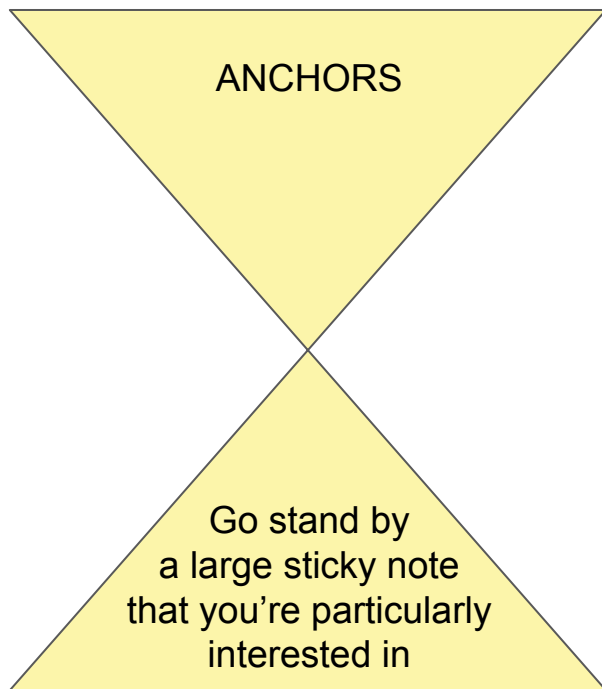


Themes

- **Data use/data sharing**
 - Data suppression
 - Trust and data
- **Data collection tools**
 - Technical assistance/support
 - Peer-to-peer support
- **Missing/insufficient data (who, where, when?)**
 - Urban/rural differences/inequities
 - Sustainability in data collection/use
- **Strengths-based vs. deficit-based data approaches**
- **Community/program needs vs. state/grantee needs**
 - Inequitable systems of required reporting
- **Showing the value of the story behind the numbers**
 - Qualitative data

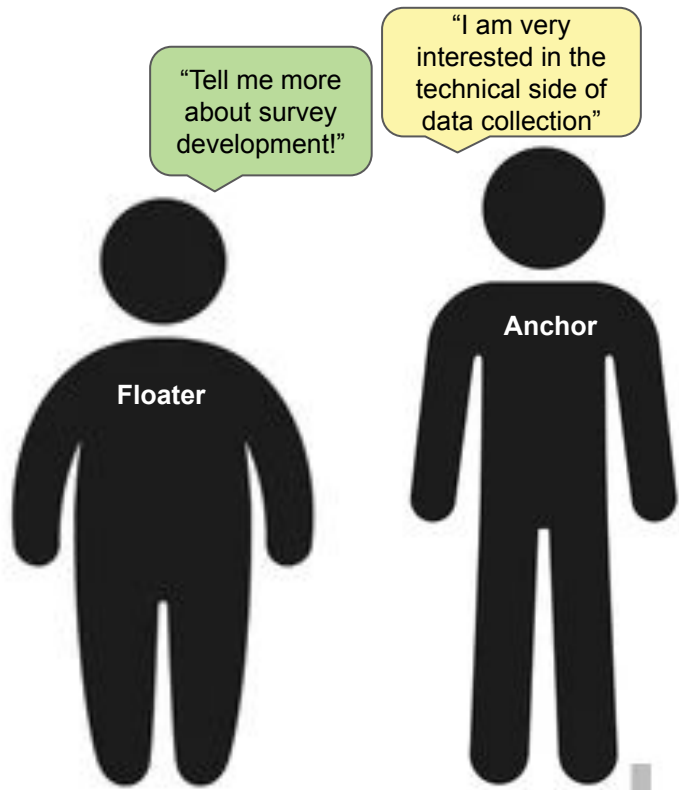


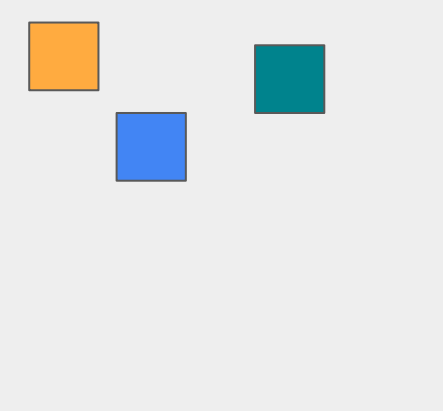



Activity #2: Let's talk about it!



We will switch anchors and floaters half way through

Activity #2: Let's talk about it!



Data collection tools	
What is happening...	What needs to happen...
	
Next steps: questions, collaborations, potential solutions, potential action items	
	

Activity #2: Let's talk about it!

Key Question: What are some next steps? Solutions? (Individual, systemic levels)

Next steps can include:

- What are the questions we should be asking?
- What are some collaborations we could be creating?
- What are some potential solutions to the issues discussed?
- What are some potential action items related to the theme?

To do:

- **Write down any next steps and/or solutions and place on the large sticky note**

Wrap Up

Session Goal:

**Building connections and shared meaning and goals
around Data Equity in Alaska.**



Thank You!

Closing

**What would you like to see happen next
in terms of Data Equity in Alaska?**

What are you most excited about?



Join us!

Put your name on the sign up sheet!

Next Data and Learning Workgroup: March 14th, 12:30-2pm

Contact:

rlfried@alaska.edu

thedwig@alaska.edu



**THE
ALLIANCE**

DATA EQUITY THEMES

Data collection tools	
What is happening...	What needs to happen...

Sticky note themes for Symposium - Can we choose 6?

- 1) **Data use/data sharing****
 - a) Data suppression
 - b) Trust and data
- 2) **Data collection tools**
 - a) Technical assistance/support
 - b) Peer-to-peer support
- 3) **Missing/insufficient data (who, where, when?)**
 - a) Urban/rural differences/inequities
 - b) Sustainability in data collection/use
- 4) **Strengths-based vs. deficit-based data approaches****
- 5) **Community/program needs vs. state/grantee needs****
 - a) Inequitable systems of required reporting
- 6) **Showing the value of the story behind the numbers**
 - a) Qualitative data

Common threads: Moving from crisis to prevention

- Large sticky notes/pieces of paper to hang on the wall and write on
- Small sticky notes (at least 15 pads)
- Markers
- Easels if possible
- Push pins (long, not just thumb tacks)

<https://youtube.com/shorts/pYksKreUjho?feature=share>

Here is the link to the video explaining the Kahoot! With some sample questions that could be used.

